

Open Economy Macroeconomics



12105CH06

Chapter 6



An **open economy** is one which interacts with other countries through various channels. So far we had not considered this aspect and just limited to a closed economy in which there are no linkages with the rest of the world in order to simplify our analysis and explain the basic macroeconomic mechanisms. In reality, most modern economies are open. There are three ways in which these linkages are established.

1. **Output Market:** An economy can trade in goods and services with other countries. This widens choice in the sense that consumers and producers can choose between domestic and foreign goods.
2. **Financial Market:** Most often an economy can buy financial assets from other countries. This gives investors the opportunity to choose between domestic and foreign assets.
3. **Labour Market:** Firms can choose where to locate production and workers to choose where to work. There are various immigration laws which restrict the movement of labour between countries.

Movement of goods has traditionally been seen as a substitute for the movement of labour. We focus on the first two linkages. Thus, an open economy is said to be one that trades with other nations in goods and services and most often, also in financial assets. Indians for instance, can consume products which are produced around the world and some of the products from India are exported to other countries.

Foreign trade, therefore, influences Indian aggregate demand in two ways. First, when Indians buy foreign goods, this spending escapes as a **leakage** from the circular flow of income decreasing aggregate demand. Second, our exports to foreigners enter as an **injection** into the circular flow, increasing aggregate demand for goods produced within the domestic economy.

When goods move across national borders, **money** must be used for the transactions. At the international level there is no single currency that is issued by a single bank. Foreign

economic agents will accept a national currency only if they are convinced that the amount of goods they can buy with a certain amount of that currency will not change frequently. In other words, the currency will maintain a stable purchasing power. Without this confidence, a currency will not be used as an international medium of exchange and unit of account since there is no international authority with the power to force the use of a particular currency in international transactions.

In the past, governments have tried to gain confidence of potential users by announcing that the national currency will be freely convertible at a fixed price into another asset. Also, the issuing authority will have no control over the value of that asset into which the currency can be converted. This other asset most often has been gold, or other national currencies. There are two aspects of this commitment that has affected its credibility — the ability to convert freely in unlimited amounts and the price at which this conversion takes place. The **international monetary system** has been set up to handle these issues and ensure stability in international transactions.

With the increase in the volume of transactions, gold ceased to be the asset into which national currencies could be converted (See Box 6.2). Although some national currencies have international acceptability, what is important in transactions between two countries is the currency in which the trade occurs. For instance, if an Indian wants to buy a good made in America, she would need dollars to complete the transaction. If the price of the good is ten dollars, she would need to know how much it would cost her in Indian rupees. That is, she will need to know the price of dollar in terms of rupees. The price of one currency in terms of another currency is known as the **foreign exchange rate** or simply the **exchange rate**. We will discuss this in detail in section 6.2.

6.1 THE BALANCE OF PAYMENTS

The balance of payments (BoP) record the transactions in goods, services and assets between residents of a country with the rest of the world for a specified time period typically a year. There are two main accounts in the BoP — the current account and the capital account¹.

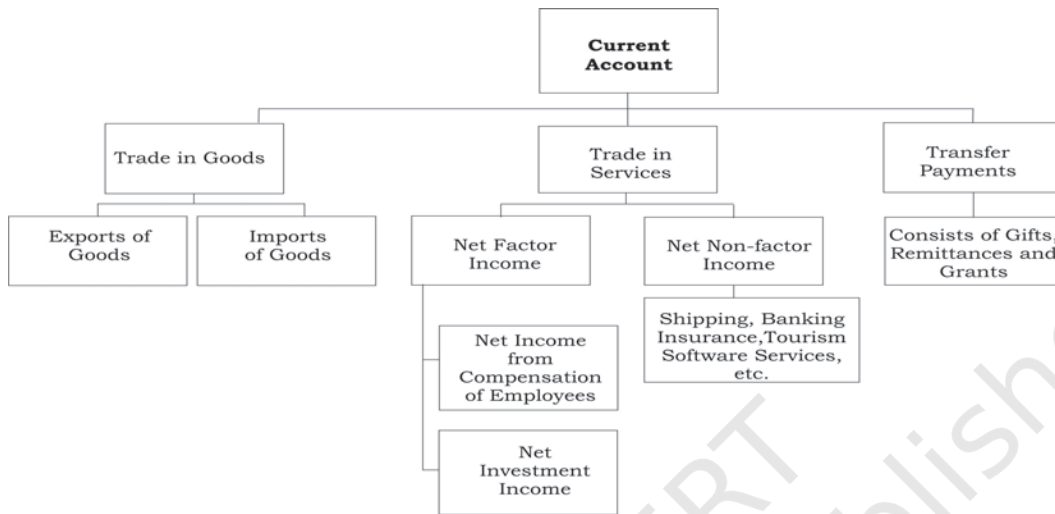
6.1.1 Current Account

Current Account is the record of trade in goods and services and transfer payments. Figure 6.1 illustrates the components of Current Account. Trade in goods includes exports and imports of goods. Trade in services includes factor income and non-factor income transactions. Transfer payments are the receipts which the residents of a country get for 'free', without having to provide any goods or services in return. They consist of gifts, remittances and grants. They could be given by the government or by private citizens living abroad.

¹ There is a new classification in which the balance of payments have been divided into three accounts — the current account, the financial account and the capital account. This is as per the new accounting standards specified by the International Monetary Fund (IMF) in the sixth edition of the Balance of Payments and International Investment Position Manual (BPM6). India has also made the change but the Reserve Bank of India continues to publish data accounting to the old classification.

Buying foreign goods is expenditure from our country and it becomes the income of that foreign country. Hence, the purchase of foreign goods or imports decreases the domestic demand for goods and services in our country. Similarly, selling of foreign goods or exports brings income to our country and adds to the aggregate domestic demand for goods and services in our country.

Fig. 6.1: Components of Current Account



Balance on Current Account

Current Account is in balance when receipts on current account are equal to the payments on the current account. A surplus current account means that the nation is a lender to other countries and a deficit current account means that the nation is a borrower from other countries.

Current Account Surplus	Balanced Current Account	Current Account Deficit
Receipts > Payments	Receipts = Payments	Receipts < Payments


Balance on Current Account has two components:

- Balance of Trade or Trade Balance
- Balance on Invisibles

Balance of Trade (BOT) is the difference between the value of exports and value of imports of goods of a country in a given period of time. Export of goods is entered as a credit item in BOT, whereas import of goods is entered as a debit item in BOT. It is also known as Trade Balance.

BOT is said to be in balance when exports of goods are equal to the imports of goods. Surplus BOT or Trade surplus will arise if country exports more goods than what it imports. Whereas, Deficit BOT or Trade deficit will arise if a country imports more goods than what it exports.

Net Invisibles is the difference between the value of exports and value

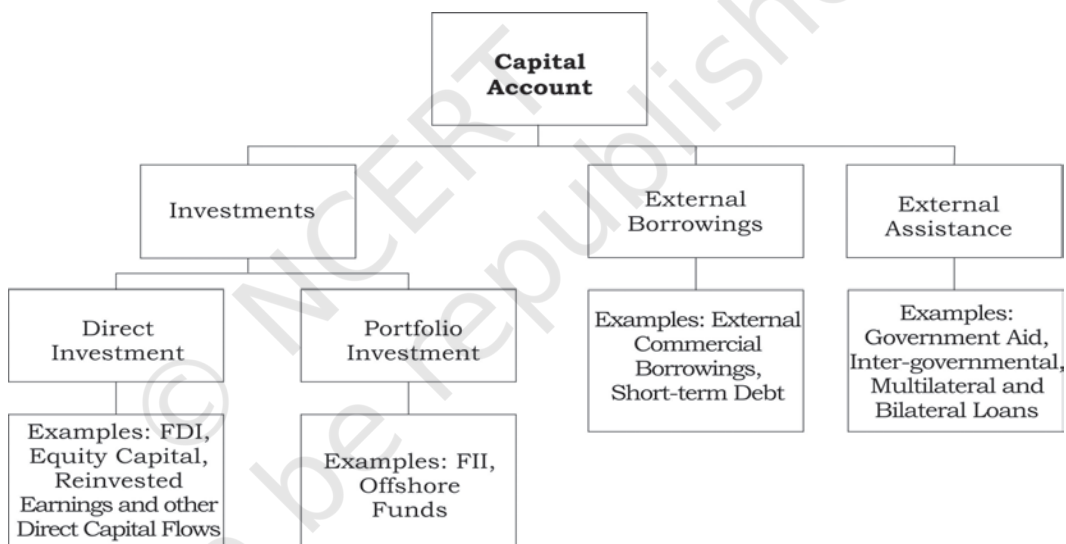


of imports of invisibles of a country in a given period of time. Invisibles include services, transfers and flows of income that take place between different countries. Services trade includes both factor and non-factor income. Factor income includes net international earnings on factors of production (like labour, land and capital). Non-factor income is net sale of service products like shipping, banking, tourism, software services, etc.

6.1.2 Capital Account

Capital Account records all international transactions of assets. An asset is any one of the forms in which wealth can be held, for example: money, stocks, bonds, Government debt, etc. Purchase of assets is a debit item on the capital account. If an Indian buys a UK Car Company, it enters capital account transactions as a debit item (as foreign exchange is flowing out of India). On the other hand, sale of assets like sale of share of an Indian company to a Chinese customer is a credit item on the capital account. Fig. 6.2 classifies the items which are a part of capital account transactions. These items are Foreign Direct Investments (FDIs), Foreign Institutional Investments (FIIs), external borrowings and assistance.

Fig. 6.2: Components of Capital Account



Balance on Capital Account

Capital account is in balance when capital inflows (like receipt of loans from abroad, sale of assets or shares in foreign companies) are equal to capital outflows (like repayment of loans, purchase of assets or shares in foreign countries). Surplus in capital account arises when capital inflows are greater than capital outflows, whereas deficit in capital account arises when capital inflows are lesser than capital outflows.

6.1.3 Balance of Payments Surplus and Deficit

The essence of international payments is that just like an individual who spends more than her income must finance the difference by selling assets or by borrowing, a country that has a deficit in its current account (spending more

than it receives from sales to the rest of the world) must finance it by selling assets or by borrowing abroad. Thus, any current account deficit must be financed by a capital account surplus, that is, a net capital inflow.

$$\text{Current account} + \text{Capital account} \equiv 0$$

In this case, in which a country is said to be in balance of payments equilibrium, the current account deficit is financed entirely by international lending without any reserve movements.

Alternatively, the country could use its reserves of foreign exchange in order to balance any deficit in its balance of payments. The reserve bank sells foreign exchange when there is a deficit. This is called **official reserve sale**. The decrease (increase) in official reserves is called the **overall balance of payments deficit (surplus)**. The basic premise is that the monetary authorities are the ultimate financiers of any deficit in the balance of payments (or the recipients of any surplus).

We note that official reserve transactions are more relevant under a regime of fixed exchange rates than when exchange rates are floating. (See sub heading 'Fixed Exchange Rates' under section 6.2.2)

Autonomous and Accommodating Transactions

International economic transactions are called **autonomous** when transactions are made due to some reason other than to bridge the gap in the balance of payments, that is, when they are independent of the state of BoP. One reason could be to earn profit. These items are called 'above the line' items in the BoP. The balance of payments is said to be in surplus (deficit) if autonomous receipts are greater (less) than autonomous payments.

Accommodating transactions (termed 'below the line' items), on the other hand, are determined by the gap in the balance of payments, that is, whether there is a deficit or surplus in the balance of payments. In other words, they are determined by the net consequences of the autonomous transactions. Since the official reserve transactions are made to bridge the gap in the BoP, they are seen as the accommodating item in the BoP (all others being autonomous).

Errors and Omissions

It is difficult to record all international transactions accurately. Thus, we have a third element of BoP (apart from the current and capital accounts) called **errors and omissions** which reflects this.

Table 6.1 provides a sample of Balance of Payments for India. Note in this table, there is a trade deficit and current account deficit but a capital account surplus. As a result, BOP is in balance.

BoP Deficit	Balanced BoP	BoP Surplus
Overall Balance < 0	Overall Balance = 0	Overall Balance > 0
Reserve Change > 0	Reserve Change = 0	Reserve Change < 0

Box 6.1: The balance of payments accounts presented above divide the transactions into two accounts, current account and capital account. However, following the new accounting standards introduced by the International Monetary Fund in the sixth edition of the *Balance of Payments and International Investment Position Manual* (BPM6) the Reserve Bank of India also made changes in the structure of balance of payments accounts. According to the new classification, the transactions are divided into three accounts: current account, financial account and capital account. The most important change is that almost all the transactions arising on account of trade in financial assets such as bonds and equity shares are now placed in the financial account. However, RBI continues to publish the balance of payments accounts as per the old system also, therefore the details of the new system are not being given here. The details are given in the *Balance of Payments Manual for India* published by the Reserve Bank of India in September 2010.

Table 6.1: **Balance of Payments for India (in million USD)**

No.	Item	Million USD
1.	Exports (of goods only)	150
2.	Imports (of goods only)	240
3.	Trade Balance [2 - 1]	-90
4.	(Net) Invisibles [4a + 4b + 4c]	52
	a. Non-factor Services	30
	b. Income	-10
	c. Transfers	32
5.	Current Account Balance [3+ 4]	-38
6.	Capital Account Balance [6a + 6b + 6c + 6d + 6e + 6f]	41.15
	a. External Assistance (net)	0.15
	b. External Commercial Borrowings (net)	2
	c. Short-term Debt	10
	d. Banking Capital (net) of which	15
	Non-resident Deposits (net)	9
	e. Foreign Investments (net) of which [6eA + 6eB]	19
	A. FDI (net)	13

	B. Portfolio (net)	6
	f. Other Flows (net)	-5
7.	Errors and Omissions	3.15
8.	Overall Balance [5 + 6 + 7]	0
9.	Reserves Change	0

6.2 THE FOREIGN EXCHANGE MARKET

So far, we have considered the accounting of international transactions on the whole, we will now take up a single transaction. Let us assume that a single Indian resident wants to visit London on a vacation (an import of tourist services). She will have to pay in pounds for her stay there. She will need to know where to obtain the pounds and at what price. As mentioned at the beginning of this chapter, this price is known as the exchange rate. The market in which national currencies are traded for one another is known as the **foreign exchange market**.

The major participants in the foreign exchange market are commercial banks, foreign exchange brokers and other authorised dealers and monetary authorities. It is important to note that although participants themselves may have their own trading centres, the market itself is world-wide. There is a close and continuous contact between the trading centres and the participants deal in more than one market.

6.2.1 Foreign Exchange Rate

Foreign Exchange Rate (also called Forex Rate) is the price of one currency in terms of another. It links the currencies of different countries and enables comparison of international costs and prices. For example, if we have to pay Rs 50 for \$1 then the exchange rate is Rs 50 per dollar.

To make it simple, let us consider that India and USA are the only countries in the world and so there is only one exchange rate that needs to be determined.

Demand for Foreign Exchange

People demand foreign exchange because: they want to purchase goods and services from other countries; they want to send gifts abroad; and, they want to purchase financial assets of a certain country.

A rise in price of foreign exchange will increase the cost (in terms of rupees) of purchasing a foreign good. This reduces demand for imports and hence demand for foreign exchange also decreases, other things remaining constant.

Supply of Foreign Exchange

Foreign currency flows into the home country due to the following reasons: exports by a country lead to the purchase of its domestic goods and services by the foreigners; foreigners send gifts or make transfers; and, the assets of a home country are bought by the foreigners.

A rise in price of foreign exchange will reduce the foreigner's cost (in terms of USD) while purchasing products from India, other things remaining constant. This increases India's exports and hence supply for foreign exchange may

increase (whether it actually increases depends on a number of factors, particularly elasticity of demand for exports and imports).

6.2.2 Determination of the Exchange Rate

Different countries have different methods of determining their currency's exchange rate. It can be determined through Flexible Exchange Rate, Fixed Exchange Rate or Managed Floating Exchange Rate.

Flexible Exchange Rate

This exchange rate is determined by the market forces of demand and supply. It is also known as **Floating Exchange Rate**. As depicted in Fig. 6.1, the exchange rate is determined where the demand curve intersects with the supply curve, i.e., at point e on the Y-axis. Point q on the x-axis determines the quantity of US Dollars that have been demanded and supplied on e exchange rate. In a completely flexible system, the Central banks do not intervene in the foreign exchange market.

Suppose the demand for foreign goods and services increases (for example, due to increased international travelling by Indians), then as depicted in Fig. 6.2, the demand curve shifts upward and right to the original demand curve. The increase in demand for foreign goods and services result in a change in the exchange rate. The initial exchange rate $e_0 = 50$, which means that we need to exchange Rs 50 for one dollar. At the new equilibrium, the exchange rate becomes $e_1 = 70$, which means that we need to pay more rupees for a dollar now (i.e., Rs 70). It indicates that the value of rupees in terms of dollars has fallen and value of dollar in terms of rupees has risen. Increase in exchange rate implies that the price of foreign currency (dollar) in terms of domestic currency (rupees) has increased. This is called **Depreciation** of domestic currency (rupees) in terms of foreign currency (dollars).

Similarly, in a flexible exchange rate regime, when the price of domestic currency (rupees) in terms of foreign currency (dollars) increases, it is called **Appreciation** of the domestic currency (rupees) in terms of foreign currency (dollars). This means that the

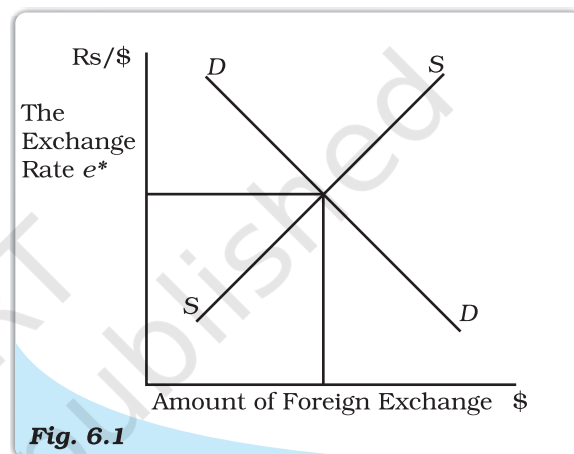


Fig. 6.1

Equilibrium under Flexible Exchange Rates

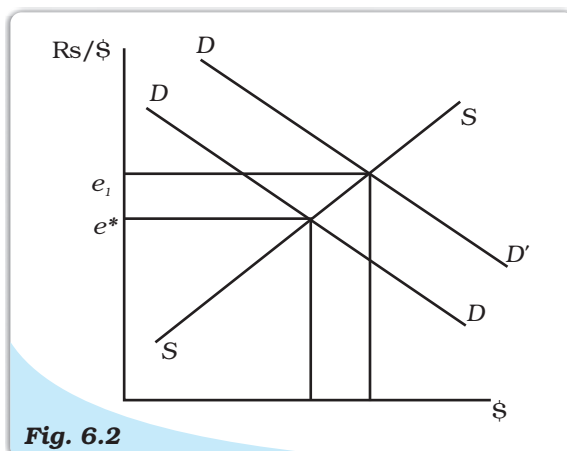


Fig. 6.2

Effect of an Increase in Demand for Imports in the Foreign Exchange Market

value of rupees relative to dollar has risen and we need to pay fewer rupees in exchange for one dollar.

Speculation

Money in any country is an asset. If Indians believe that British pound is going to increase in value relative to the rupee, they will want to hold pounds. Thus exchange rates also get affected when people hold foreign exchange on the expectation that they can make gains from the appreciation of the currency. This expectation in turn can actually affect the exchange rate in the following way. If the current exchange rate is Rs. 80 to a pound and investors believe that the pound is going to appreciate by the end of the month and will be worth Rs.85, investors think if they gave the dealer Rs. 80,000 and bought 1000 pounds, at the end of the month, they would be able to exchange the pounds for Rs. 85,000, thus making a profit of Rs. 5,000. This expectation would increase the demand for pounds and cause the rupee-pound exchange rate to increase in the present, making the beliefs self-fulfilling.

Interest Rates and the Exchange Rate


In the short run, another factor that is important in determining exchange rate movements is the interest rate differential i.e. the difference between interest rates between countries. There are huge funds owned by banks, multinational corporations and wealthy individuals which move around the world in search of the highest interest rates. If we assume that government bonds in country A pay 8 per cent rate of interest whereas equally safe bonds in county B yield 10 per cent, the interest rate differential is 2 per cent. Investors from country A will be attracted by the high interest rates in country B and will buy the currency of country B selling their own currency. At the same time investors in country B will also find investing in their own country more attractive and will therefore demand less of country A's currency. This means that the demand curve for country A's currency will shift to the left and the supply curve will shift to the right causing a depreciation of country A's currency and an appreciation of country B's currency. Thus, a rise in the interest rates at home often leads to an appreciation of the domestic currency. Here, the implicit assumption is that no restrictions exist in buying bonds issued by foreign governments.

Income and the Exchange Rate

When income increases, consumer spending increases. Spending on imported goods is also likely to increase. When imports increase, the demand curve for foreign exchange shifts to the right. There is a depreciation of the domestic currency. If there is an increase in income abroad as well, domestic exports will rise and the supply curve of foreign exchange shifts outward. On balance, the domestic currency may or may not depreciate. What happens will depend on whether exports are growing faster than imports. In general, other things remaining equal, a country whose aggregate demand grows faster than the rest of the world's normally finds its currency depreciating because its imports grow faster than its exports. Its demand curve for foreign currency shifts faster than its supply curve.

Exchange Rates in the Long Run

The purchasing Power (PPP) theory is used to make long-run predictions about exchange rates in a flexible exchange rate system. According to the theory, as long as there are no barriers to trade like tariffs (taxes on trade) and quotas



(quantitative limits on imports), exchange rates should eventually adjust so that the same product costs the same whether measured in rupees in India, or dollars in the US, yen in Japan and so on, except for differences in transportation. Over the long run, therefore, exchange rates between any two national currencies adjust to reflect differences in the price levels in the two countries.

EXAMPLE 6.1

If a shirt costs \$8 in the US and Rs 400 in India, the rupee-dollar exchange rate should be Rs 50. To see why, at any rate higher than Rs 50, say Rs 60, it costs Rs 480 per shirt in the US but only Rs 400 in India. In that case, all foreign customers would buy shirts from India. Similarly, any exchange rate below Rs 50 per dollar will send all the shirt business to the US. Next, we suppose that prices in India rise by 20 per cent while prices in the US rise by 50 per cent. Indian shirts would now cost Rs 480 per shirt while American shirts cost \$12 per shirt. For these two prices to be equivalent, \$12 must be worth Rs 480, or one dollar must be worth Rs 40. The dollar, therefore, has depreciated.

Fixed Exchange Rates

In this exchange rate system, the Government fixes the exchange rate at a particular level. In Fig. 6.3, the market determined exchange rate is e . However, let us suppose that for some reason the Indian Government wants to encourage exports for which it needs to make rupee cheaper for foreigners it would do so by fixing a higher exchange rate, say Rs 70 per dollar from the current exchange rate of Rs 50 per dollar. Thus, the new exchange rate set by the Government is e_1 , where $e_1 > e$. At this exchange rate, the supply of dollars exceeds the demand for dollars. The RBI intervenes to purchase the dollars for rupees in the foreign exchange market in order to absorb this excess supply which has been marked as AB in the figure. Thus, through intervention, the Government can maintain any exchange rate in the economy. But it will be accumulating more and more foreign exchange so long as this intervention goes on. On the other hand if the government was to

set an exchange rate at a level such as e_2 , there would be an excess demand for dollars in the foreign exchange market. To meet this excess demand for dollars, the government would have to withdraw dollars from its past holdings of dollars. If it fails to do so, a black market for dollars may come up.

In a fixed exchange rate system, when some government action increases the exchange rate (thereby, making domestic currency cheaper) is called **Devaluation**. On the other hand, a **Revaluation** is said to occur, when the Government decreases the exchange rate (thereby, making domestic currency costlier) in a fixed exchange rate system.

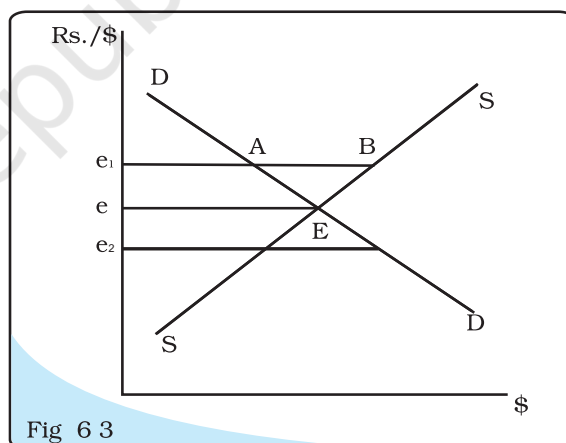


Fig 6 3

Foreign Exchange Market with Fixed Exchange Rates

6.2.3 Merits and Demerits of Flexible and Fixed Exchange Rate Systems

The main feature of the fixed exchange rate system is that there must be credibility that the government will be able to maintain the exchange rate at the level specified. Often, if there is a deficit in the BoP, in a fixed exchange rate system, governments will have to intervene to take care of the gap by use of its official reserves. If people know that the amount of reserves is inadequate, they would begin to doubt the ability of the government to maintain the fixed rate. This may give rise to speculation of devaluation. When this belief translates into aggressive buying of one currency thereby forcing the government to devalue, it is said to constitute a speculative attack on a currency. Fixed exchange rates are prone to these kinds of attacks, as has been witnessed in the period before the collapse of the Bretton Woods System.


The flexible exchange rate system gives the government more flexibility and they do not need to maintain large stocks of foreign exchange reserves. The major advantage of flexible exchange rates is that movements in the exchange rate automatically take care of the surpluses and deficits in the BoP. Also, countries gain independence in conducting their monetary policies, since they do not have to intervene to maintain exchange rate which are automatically taken care of by the market.

6.2.4 Managed Floating

Without any formal international agreement, the world has moved on to what can be best described as a **managed floating** exchange rate system. It is a mixture of a flexible exchange rate system (the float part) and a fixed rate system (the managed part). Under this system, also called **dirty floating**, central banks intervene to buy and sell foreign currencies in an attempt to moderate exchange rate movements whenever they feel that such actions are appropriate. Official reserve transactions are, therefore, not equal to zero.

Key Concepts

Open economy	Balance of payments
Current account deficit	Official reserve transactions
Autonomous and accommodating transactions	Nominal and real exchange rate
Purchasing power parity	Flexible exchange rate
Depreciation	Interest rate differential
Fixed exchange rate	Devaluation
Managed floating	Demand for domestic goods
Marginal propensity to import	Net exports
Open economy multiplier	



1. Differentiate between balance of trade and current account balance.
2. What are official reserve transactions? Explain their importance in the balance of payments.
3. Distinguish between the nominal exchange rate and the real exchange rate. If you were to decide whether to buy domestic goods or foreign goods, which rate would be more relevant? Explain.
4. Suppose it takes 1.25 yen to buy a rupee, and the price level in Japan is 3 and the price level in India is 1.2. Calculate the real exchange rate between India and Japan (the price of Japanese goods in terms of Indian goods). (**Hint:** First find out the nominal exchange rate as a price of yen in rupees).
5. Explain the automatic mechanism by which BoP equilibrium was achieved under the gold standard.
6. How is the exchange rate determined under a flexible exchange rate regime?
7. Differentiate between devaluation and depreciation.
8. Would the central bank need to intervene in a managed floating system? Explain why.
9. Are the concepts of demand for domestic goods and domestic demand for goods the same?
10. What is the marginal propensity to import when $M = 60 + 0.06Y$? What is the relationship between the marginal propensity to import and the aggregate demand function?
11. Why is the open economy autonomous expenditure multiplier smaller than the closed economy one?
12. Calculate the open economy multiplier with proportional taxes, $T = tY$, instead of lump-sum taxes as assumed in the text.
13. Suppose $C = 40 + 0.8Y$, $D, T = 50, I = 60, G = 40, X = 90, M = 50 + 0.05Y$
(a) Find equilibrium income. (b) Find the net export balance at equilibrium income (c) What happens to equilibrium income and the net export balance when the government purchases increase from 40 and 50?
14. In the above example, if exports change to $X = 100$, find the change in equilibrium income and the net export balance.
15. Suppose the exchange rate between the Rupee and the dollar was Rs. 30=1\$ in the year 2010. Suppose the prices have doubled in India over 20 years while they have remained fixed in USA. What, according to the purchasing power parity theory will be the exchange rate between dollar and rupee in the year 2030.
16. If inflation is higher in country A than in Country B, and the exchange rate between the two countries is fixed, what is likely to happen to the trade balance between the two countries?
17. Should a current account deficit be a cause for alarm? Explain.
18. Suppose $C = 100 + 0.75Y$, $D, I = 500, G = 750$, taxes are 20 per cent of income, $X = 150, M = 100 + 0.2Y$. Calculate equilibrium income, the budget deficit or surplus and the trade deficit or surplus.
19. Discuss some of the exchange rate arrangements that countries have entered into to bring about stability in their external accounts.

Suggested Readings

1. Dornbusch, R. and S. Fischer, 1994. *Macroeconomics*, sixth edition, McGraw-Hill, Paris.
2. *Economic Survey*, Government of India, 2006-07.
3. Krugman, P.R. and M. Obstfeld, 2000. *International Economics, Theory and Policy*, fifth edition, Pearson Education.

DETERMINATION OF EQUILIBRIUM INCOME IN OPEN ECONOMY

With consumers and firms having an option to buy goods produced at home and abroad, we now need to distinguish between domestic demand for goods and the demand for domestic goods.

National Income Identity for an Open Economy

In a closed economy, there are three sources of demand for domestic goods – Consumption (C), government spending (G), and domestic investment (I). We can write

$$Y = C + I + G \quad (6.1)$$

In an open economy, exports (X) constitute an additional source of demand for domestic goods and services that comes from abroad and therefore must be added to aggregate demand. Imports (M) supplement supplies in domestic markets and constitute that part of domestic demand that falls on foreign goods and services. Therefore, the national income identity for an open economy is

$$Y + M = C + I + G + X \quad (6.2)$$

Rearranging, we get


$$Y = C + I + G + X - M \quad (6.3)$$

or

$$Y = C + I + G + NX \quad (6.4)$$

where, NX is **net exports** (exports – imports). A positive NX (with exports greater than imports) implies a trade surplus and a negative NX (with imports exceeding exports) implies a trade deficit.

To examine the roles of imports and exports in determining equilibrium income in an open economy, we follow the same procedure as we did for the closed economy case – we take investment and government spending as autonomous. In addition, we need to specify the determinants of imports and exports. The demand for imports depends on domestic income (Y) and the real exchange rate (R). Higher income leads to higher imports. Recall that the real exchange rate is defined as the relative price of foreign goods in terms of domestic goods. A higher R makes foreign goods relatively more expensive, thereby leading to a decrease in the quantity of imports. Thus, imports depend positively on Y and negatively on R . The export of one country is, by definition, the import of another. Thus, our exports would constitute of foreign imports. It would depend on foreign income, Y_f , and on R . A rise in Y_f will increase foreign demand for our goods, thus leading to higher exports. An increase in R , which makes domestic goods cheaper, will increase our exports. Exports depend positively on foreign income and the real exchange rate. Thus, exports and imports depend on domestic income, foreign income and the real exchange rate. We assume price



levels and the nominal exchange rate to be constant, hence R will be fixed. From the point of view of our country, foreign income, and therefore exports, are considered exogenous ($X = \bar{X}$).

The demand for imports is thus assumed to depend on income and have an autonomous component

$$M = \bar{M} + mY, \text{ where } \bar{M} > 0 \text{ is the autonomous component, } 0 < m < 1. \quad (6.5)$$

Here m is the **marginal propensity to import**, the fraction of an extra rupee of income spent on imports, a concept analogous to the marginal propensity to consume.

The equilibrium income would be

$$Y = \bar{C} + c(Y - T) + \bar{I} + \bar{G} + \bar{X} - \bar{M} - mY \quad (6.6)$$

Taking all the autonomous components together as \bar{A} , we get

$$Y = \bar{A} + cY - mY \quad (6.7)$$

$$\text{or, } (1 - c + m)Y = \bar{A} \quad (6.8)$$

$$\text{or, } Y^* = \frac{1}{1 - c + m} \bar{A} \quad (6.9)$$

In order to examine the effects of allowing for foreign trade in the income-expenditure framework, we need to compare equation (6.10) with the equivalent expression for the equilibrium income in a closed economy model. In both equations, equilibrium income is expressed as a product of two terms, the autonomous expenditure multiplier and the level of autonomous expenditures. We consider how each of these change in the open economy context.

Since m , the marginal propensity to import, is greater than zero, we get a smaller multiplier in an open economy. It is given by

$$\text{The open economy multiplier} = \frac{\Delta Y}{\Delta A} = \frac{1}{1 - c + m} \quad (6.10)$$

EXAMPLE 6.2

If $c = 0.8$ and $m = 0.3$, we would have the open and closed economy multiplier respectively as

$$\frac{1}{1 - c} = \frac{1}{1 - 0.8} = \frac{1}{0.2} = 5 \quad (6.11)$$

and

$$\frac{1}{1 - c + m} = \frac{1}{1 - 0.8 + 0.3} = \frac{1}{0.5} = 2 \quad (6.12)$$

If domestic autonomous demand increases by 100, in a closed economy output increases by 500 whereas it increases by only 200 in an open economy.

The fall in the value of the autonomous expenditure multiplier with the opening up of the economy can be explained with reference to our previous discussion of the multiplier process (Chapter 4). A change in autonomous expenditures, for instance a change in government spending, will have a direct effect on income and an induced effect on consumption with a further effect on income. With an mpc greater than zero, a proportion of the induced effect on consumption will be a demand for foreign, not domestic goods. Therefore, the induced effect on demand for domestic goods, and hence on domestic income, will be smaller. The increase in imports per unit of income constitutes an additional leakage from the circular flow of domestic income at each round of the multiplier process and reduces the value of the autonomous expenditure multiplier.


The second term in equation (6.10) shows that, in addition to the elements for a closed economy, autonomous expenditure for an open economy includes the level of exports and the autonomous component of imports. Thus, the changes in their levels are additional shocks that will change equilibrium income. From equation (6.10) we can compute the multiplier effects of changes in \bar{X} and \bar{M} .

$$\frac{\Delta Y^*}{\Delta \bar{X}} = \frac{1}{1 - c + m} \quad (6.13)$$

$$\frac{\Delta Y^*}{\Delta \bar{M}} = \frac{-1}{1 - c + m} \quad (6.14)$$

An increase in demand for our exports is an increase in aggregate demand for domestically produced output and will increase demand just as would an increase in government spending or an autonomous increase in investment. In contrast, an autonomous rise in import demand is seen to cause a fall in demand for domestic output and causes equilibrium income to decline.

© NCERT
not to be republished



Glossary

Adam Smith (1723–1790) Regarded as the father of modern Economics. Author of *Wealth of Nations*.

Aggregate monetary resources Broad money without time deposits of post office savings organisation (M3).

Automatic stabilisers Under certain spending and tax rules, expenditures that automatically increase or taxes that automatically decrease when economic conditions worsen, therefore, stabilising the economy automatically.

Autonomous change A change in the values of variables in a macroeconomic model caused by a factor exogenous to the model.

Autonomous expenditure multiplier The ratio of increase (or decrease) in aggregate output or income to an increase (or decrease) in autonomous spending.

Balance of payments A set of accounts that summarise a country's transactions with the rest of the world.

Balanced budget A budget in which taxes are equal to government spending.

Balanced budget multiplier The change in equilibrium output that results from a unit increase or decrease in both taxes and government spending.

Bank rate The rate of interest payable by commercial banks to RBI if they borrow money from the latter in case of a shortage of reserves.

Barter exchange Exchange of commodities without the mediation of money.

Base year The year whose prices are used to calculate the real GDP.

Bonds A paper bearing the promise of a stream of future monetary returns over a specified period of time. Issued by firms or governments for borrowing money from the public.

Broad money Narrow money + time deposits held by commercial banks and post office savings organisation.

Capital Factor of production which has itself been produced and which is not generally entirely consumed in the production process.

Capital gain/loss Increase or decrease in the value of wealth of a bondholder due to an appreciation or reduction in the price of her bonds in the bond market.

Capital goods Goods which are bought not for meeting immediate need of the consumer but for producing other goods.

Capitalist country or economy A country in which most of the production is carried out by capitalist firms.

Capitalist firms These are firms with the following features (a) private ownership of means of production (b) production for the market (c) sale and purchase of labour at a price which is called the wage rate (d) continuous accumulation of capital.

Cash Reserve Ratio (CRR) The fraction of their deposits which the commercial banks are required to keep with RBI.

Circular flow of income The concept that the aggregate value of goods and services produced in an economy is going around in a circular way. Either as factor payments, or as expenditures on goods and services, or as the value of aggregate production.

Consumer durables Consumption goods which do not get exhausted immediately but last over a period of time are consumer durables.

Consumer Price Index (CPI) Percentage change in the weighted average price level. We take the prices of a given basket of consumption goods.

Consumption goods Goods which are consumed by the ultimate consumers or meet the immediate need of the consumer are called consumption goods. It may include services as well.

Corporate tax Taxes imposed on the income made by the corporations (or private sector firms).

Currency deposit ratio The ratio of money held by the public in currency to that held as deposits in commercial banks.

Deficit financing through central bank borrowing Financing of budget deficit by the government through borrowing money from the central bank. Leads to increase in money supply in an economy and may result in inflation.

Depreciation A decrease in the price of the domestic currency in terms of the foreign currency under floating exchange rates. It corresponds to an increase in the exchange rate.

Depreciation Wear and tear or depletion which capital stock undergoes over a period of time.

Devaluation The decrease in the price of domestic currency under pegged exchange rates through official action.

Double coincidence of wants A situation where two economic agents have complementary demand for each others' surplus production.

Economic agents or units Economic units or economic agents are those individuals or institutions which take economic decisions.

Effective demand principle If the supply of final goods is assumed to be infinitely elastic at constant price over a short period of time, aggregate output is determined solely by the value of aggregate demand. This is called effective demand principle.

Entrepreneurship The task of organising, coordinating and risk-taking during production.

Ex ante consumption The value of planned consumption.

Ex ante investment The value of planned investment.


Ex ante The planned value of a variable as opposed to its actual value.

Ex post The actual or realised value of a variable as opposed to its planned value.

Expenditure method of calculating national income Method of calculating the national income by measuring the aggregate value of final expenditure for the goods and services produced in an economy over a period of time.

Exports Sale of goods and services by the domestic country to the rest of the world.

External sector It refers to the economic transaction of the domestic country with the rest of the world.



Externalities Those benefits or harms accruing to another person, firm or any other entity which occur because some person, firm or any other entity may be involved in an economic activity. If someone is causing benefits or good externality to another, the latter does not pay the former. If someone is inflicting harm or bad externality to another, the former does not compensate the latter.

Fiat money Money with no intrinsic value.

Final goods Those goods which do not undergo any further transformation in the production process.

Firms Economic units which carry out production of goods and services and employ factors of production.

Fiscal policy The policy of the government regarding the level of government spending and transfers and the tax structure.

Fixed exchange rate An exchange rate between the currencies of two or more countries that is fixed at some level and adjusted only infrequently.

Flexible/floating exchange rate An exchange rate determined by the forces of demand and supply in the foreign exchange market without central bank intervention.

Flows Variables which are defined over a period of time.

Foreign exchange Foreign currency, all currencies other than the domestic currency of a given country.

Foreign exchange reserves Foreign assets held by the central bank of the country.

Four factors of production Land, Labour, Capital and Entrepreneurship. Together these help in the production of goods and services.

GDP Deflator Ratio of nominal to real GDP.

Government expenditure multiplier The numerical coefficient showing the size of the increase in output resulting from each unit increase in government spending.

Government The state, which maintains law and order in the country, imposes taxes and fines, makes laws and promotes the economic wellbeing of the citizens.

Great Depression The time period of 1930s (started with the stock market crash in New York in 1929) which saw the output in the developed countries fall and unemployment rise by huge amounts.

Gross Domestic Product (GDP) Aggregate value of goods and services produced within the domestic territory of a country. It includes the replacement investment of the depreciation of capital stock.

Gross fiscal deficit The excess of total government expenditure over revenue receipts and capital receipts that do not create debt.

Gross investment Addition to capital stock which also includes replacement for the wear and tear which the capital stock undergoes.

Gross National Product (GNP) GDP + Net Factor Income from Abroad. In other words GNP includes the aggregate income made by all citizens of the country, whereas GDP includes incomes by foreigners within the domestic economy and excludes incomes earned by the citizens in a foreign economy.

Gross primary deficit The fiscal deficit minus interest payments.

High powered money Money injected by the monetary authority in the economy. Consists mainly of currency.

Households The families or individuals who supply factors of production to the firms and which buy the goods and services from the firms.

Imports Purchase of goods and services by the domestic country to the rest of the world.

Income method of calculating national income Method of calculating national income by measuring the aggregate value of final factor payments made (= income) in an economy over a period of time.

Interest Payment for services which are provided by capital.

Intermediate goods Goods which are used up during the process of production of other goods.

Inventories The unsold goods, unused raw materials or semi-finished goods which a firm carries from a year to the next.

John Maynard Keynes (1883–1946) Arguably the founder of Macroeconomics as a separate discipline.

Labour Human physical effort used in production.

Land Natural resources used in production—either fixed or consumed.

Legal tender Money issued by the monetary authority or the government which cannot be refused by anyone.

Lender of last resort The function of the monetary authority of a country in which it provides guarantee of solvency to commercial banks in a situation of liquidity crisis or bank runs.

Liquidity trap A situation of very low rate of interest in the economy where every economic agent expects the interest rate to rise in future and consequently bond prices to fall, causing capital loss. Everybody holds her wealth in money and speculative demand for money is infinite.

Macroeconomic model Presenting the simplified version of the functioning of a macroeconomy through either analytical reasoning or mathematical, graphical representation.

Managed floating A system in which the central bank allows the exchange rate to be determined by market forces but intervene at times to influence the rate.

Marginal propensity to consume The ratio of additional consumption to additional income.

Medium of exchange The principal function of money for facilitating commodity exchanges.

Money multiplier The ratio of total money supply to the stock of high powered money in an economy.

Narrow money Currency notes, coins and demand deposits held by the public in commercial banks.

National disposable income Net National Product at market prices + Other Current Transfers from the rest of the World.

Net Domestic Product (NDP) Aggregate value of goods and services produced within the domestic territory of a country which does not include the depreciation of capital stock.


Net interest payments made by households Interest payment made by the households to the firms—interest payments received by the households.

Net investment Addition to capital stock; unlike gross investment, it does not include the replacement for the depletion of capital stock.

Net National Product (NNP) (at market price) GNP – depreciation.

NNP (at factor cost) or National Income (NI) NNP at market price – (Indirect taxes – Subsidies).

Nominal exchange rate The number of units of domestic currency one must give up to get an unit of foreign currency; the price of foreign currency in terms of domestic currency.



Nominal (GDP) GDP evaluated at current market prices.

Non-tax payments Payments made by households to the firms or the government as non-tax obligations such as fines.

Open market operation Purchase or sales of government securities by the central bank from the general public in the bond market in a bid to increase or decrease the money supply in the economy.

Paradox of thrift As people become more thrifty they end up saving less or same as before in aggregate.

Parametric shift Shift of a graph due to a change in the value of a parameter.

Personal Disposable Income (PDI) $PI - \text{Personal tax payments} - \text{Non-tax payments}$.

Personal Income (PI) $NI - \text{Undistributed profits} - \text{Net interest payments made by households} - \text{Corporate tax} + \text{Transfer payments to the households from the government and firms}$.

Personal tax payments Taxes which are imposed on individuals, such as income tax.

Planned change in inventories Change in the stock of inventories which has occurred in a planned way.

Present value (of a bond) That amount of money which, if kept today in an interest earning project, would generate the same income as the sum promised by a bond over its lifetime.

Private income Factor income from net domestic product accruing to the private sector + National debt interest + Net factor income from abroad + Current transfers from government + Other net transfers from the rest of the world.

Product method of calculating national income Method of calculating the national income by measuring the aggregate value of production taking place in an economy over a period of time.

Profit Payment for the services which are provided by entrepreneurship.

Public good Goods or services that are collectively consumed; it is not possible to exclude anyone from enjoying their benefits and one person's consumption does not reduce that available to others.

Purchasing power parity A theory of international exchange which holds that the price of similar goods in different countries is the same.

Real exchange rate The relative price of foreign goods in terms of domestic goods.

Real GDP GDP evaluated at a set of constant prices.

Rent Payment for services which are provided by land (natural resources).

Reserve deposit ratio The fraction of their total deposits which commercial banks keep as reserves.

Revaluation A decrease in the exchange rate in a pegged exchange rate system which makes the foreign currency cheaper in terms of the domestic currency.

Revenue deficit The excess of revenue expenditure over revenue receipts.

Ricardian equivalence The theory that consumers are forward looking and anticipate that government borrowing today will mean a tax increase in the future to repay the debt, and will adjust consumption accordingly so that it will have the same effect on the economy as a tax increase today.

Speculative demand Demand for money as a store of wealth.

Statutory Liquidity Ratio (SLR) The fraction of their total demand and time deposits which the commercial banks are required by RBI to invest in specified liquid assets.

Sterilisation Intervention by the monetary authority of a country in the money market to keep the money supply stable against exogenous or sometimes external shocks such as an increase in foreign exchange inflow.

Stocks Those variables which are defined at a point of time.

Store of value Wealth can be stored in the form of money for future use. This function of money is referred to as store of value.

Transaction demand Demand for money for carrying out transactions.

Transfer payments to households from the government and firms Transfer payments are payments which are made without any counterpart of services received by the payer. For examples, gifts, scholarships, pensions.

Undistributed profits That part of profits earned by the private and government owned firms which are not distributed among the factors of production.

Unemployment rate This may be defined as the number of people who were unable to find a job (though they were looking for jobs), as a ratio of total number of people who were looking for jobs.


Unit of account The role of money as a yardstick for measuring and comparing values of different commodities.

Unplanned change in inventories Change in the stock of inventories which has occurred in an unexpected way.

Value added Net contribution made by a firm in the process of production. It is defined as, Value of production – Value of intermediate goods used.

Wage Payment for the services which are rendered by labour.

Wholesale Price Index (WPI) Percentage change in the weighted average price level. We take the prices of a given basket of goods which is traded in bulk.



NOTE

© NCERT
not to be republished